















Team Results

Rank	Name	NOC Code													Total
			D E	Total Rk. Pen.	D E	Total Rk. Pen.	D E	Total Rk. Pen.	D E	Total Rk. Pen.	D E	Total Rk. Pen.	D E	Total Rk. Pen.	
1	Ukraine	UKR	28.100		26.500		26.650		28.250		28.600		25.850		163.950
	CHEPURNYI Nazar		5.2 8.850	14.050 2	5.5 7.750	13.250 5	4.5 8.900	13.400 7	5.2 9.050	14.250 3	5.4 8.600	14.000 3		68.950	
	KOSTIUK Volodymyr				5.2 8.050	13.250 4						4.1 8.400	12.500 17	25.750	
	KOVTUN Illia		5.1 8.950	14.050 1			4.5 8.750	13.250 13	4.8 9.200	14.000 11	5.7 8.900	14.600 1	5.0 8.350	13.350 3	69.250
2	Russia	RUS	27.400		26.450		27.150		28.400		27.750		25.950		163.100
	GASHKOV Kirill								4.8 9.400	14.200 4				14.200	
	IAKUBOV Mukhammadzhon		4.6 8.850	13.450 15	4.5 8.750	13.250 3	4.3 9.150	13.450 4			5.0 8.700	13.700 5	4.4 8.650	13.050 5	66.900
	KULIAK Ivan		4.9 9.050	13.950 3	4.4 8.800	13.200 6	4.5 9.200	13.700 1	4.8 9.400	14.200 4	5.3 8.750	14.050 2	4.5 8.400	12.900 7	82.000
3	Italy	ITA	26.800		26.400		26.550		27.800		25.383		26.250		159.183
	BONICELLI Lorenzo		4.7 8.550	13.250 17	4.4 8.650	13.050 8			4.4 9.400	13.800 17	4.5 8.333	12.833 20	4.2 8.750	12.950 6	65.883
	BRUNELLO Ivan		4.8 8.750	13.550 11			4.2 8.950	13.150 16	4.8 9.200	14.000 11	4.6 7.950	12.550 31	4.5 8.800	13.300 4	66.550
	CASALI Lorenzo Minh				4.4 8.950	13.350 1	4.3 9.100	13.400 5							26.750









Team Results

Rank	Name	NOC Code													Total
			D E	Total Rk. Pen.	D E	Total Rk. Pen.	D E	Total Rk. Pen.	D E	Total Rk. Pen.	D E	Total Rk. Pen.	D E	Total Rk. Pen.	
4	Great Britain	GBR	27.200		25.450		26.200		28.350		25.850		25.200		158.250
	BAPTISTE Raekwon				4.4 8.600	13.000 10	4.5 8.750	13.250 13	5.2 9.250	14.450 2	4.5 8.300	12.800 22	4.0 8.500	12.500 16	66.000
	MOSTOWFI Sam		5.0 8.700	13.700 8	3.8 8.650	12.450 21	4.3 8.650	12.950 21	4.8 9.100	13.900 16			4.0 8.700	12.700 10	65.700
	WHITEHOUSE Luke		4.6 8.900	13.500 12							4.3 8.750	13.050 13			26.550
5	France	FRA	26.800		26.200		24.950		27.450		26.250		25.700		157.350
	BALLON Arthur						3.8 8.950	12.750 28	4.8 9.150	13.950 13	4.0 9.000	13.000 15			39.700
	DESANGES Lucas		4.5 8.600	13.100 21	4.3 8.600	12.900 12			4.8 8.800	13.500 29	4.5 8.750	13.250 9	4.4 8.950	13.350 1	66.100
	SALADINO Leo		4.9 8.800	13.700 6	4.7 8.600	13.300 2	4.2 8.000	12.200 48					4.2 8.150	12.350 20	51.550
6	Romania	ROU	25.650		25.400		26.250		28.300		26.450		24.750		156.800
	BURTANETE Gabriel		4.9 7.650	12.150 64	4.0 8.600	12.600 19	4.3 8.800	13.100 18	5.2 9.400	14.600 1	4.3 8.750	13.050 13	4.1 8.650	12.750 9	78.250
	BURTANETE Robert		4.8 8.700	13.500 13	4.0 8.800	12.800 13	4.4 8.750	13.150 17	5.2 8.800	13.700 23	4.6 8.800	13.400 6	3.7 8.300	12.000 33	78.550
	SOICA Raul-Gabriel														0.000









Team Results

Rank	Name	NOC Code													Total
			D E	Total Rk. Pen.	D E	Total Rk. Pen.	D E	Total Rk. Pen.	D E	Total Rk. Pen.	D E	Total Rk. Pen.	D E	Total Rk. Pen.	
7	Switzerland	SUI	26.150		24.400		26.950		27.900		25.800		25.050		156.250
	BOTTARELLI Luca				4.1 8.200	12.300 26	4.2 9.300	13.500 2			4.6 8.500	13.100 12	3.8 8.700	12.500 15	51.400
	LANGENEGGER Florian		4.1 8.950	13.050 23				4.8 9.300	14.100 8				4.3 8.250	12.550 14	39.700
	PIFFARETTI Mattia		4.2 8.900	13.100 20	4.2 7.900	12.100 29	4.2 9.250	13.450 3	4.8 9.100	13.800 18	4.5 8.200	12.700 26			65.150
8	Germany	GER	25.850		25.000		25.550		26.850		26.150		24.500		153.900
	BEISSEL Thore Caio		4.4 8.550	12.950 28				4.8 9.000	13.800 19						26.750
	BINDER Willi Leonhard		4.3 8.600	12.900 32	4.6 8.400	13.000 11	4.2 8.550	12.750 30	4.0 9.050	13.050 45	3.7 9.050	12.750 23	3.9 8.550	12.450 18	76.900
	BRENDEL Pascal				3.7 8.300	12.000 36	4.1 8.700	12.800 26			4.6 8.800	13.400 6	4.4 7.650	12.050 32	50.250
9	Turkey	TUR	26.650		23.250		26.500		27.650		25.800		23.900		153.750
	DODANLI Emre		4.9 8.950	13.850 4	3.0 8.200	11.200 53			4.8 9.350	14.150 7			3.8 8.250	12.050 31	51.250
	SENER Kerem						4.2 9.000	13.200 15			4.9 8.000	12.900 19			26.100
	TARHAN Bora		4.7 8.200	12.800 38	3.6 8.450	12.050 32	4.2 9.100	13.300 10	4.8 9.000	13.500 28	3.9 9.000	12.900 18	3.4 8.450	11.850 38	76.400









Team Results

Rank	Name	NOC Code													Total						
			D	Total Rk.	D	Total Rk.	D	Total Rk.	D	Total Rk.	D	Total Rk.	D	Total Rk.							
				E Pen.		E Pen.		E Pen.		E Pen.		E Pen.									
10	Belgium	BEL	25.200		25.350		25.300		27.850		25.000		24.700		153.400						
	CUYLE Glen											3.7	12.250	25	12.250						
	CUYLE Nicola		4.7	13.100	22	4.6	12.750	15	4.0	12.900	22	4.8	13.950	13	4.4	12.050	50	64.750			
	MARTINEZ MARECHAL Victor		8.400			8.150			8.900			9.150			7.650			76.400			
			4.3	12.100	67	3.9	12.600	18	3.9	12.400	38	4.8	13.900	15	4.4	12.950	16	4.1	12.450	19	
			7.800			8.700			8.500			9.200	0.100		8.550			8.350			
11	Azerbaijan	AZE	26.500		24.150		25.100		25.000		25.200		24.450		150.400						
	MAMMADLI Samad		4.8	13.800	5	4.6	13.200	7	4.2	12.700	31	4.8	13.200	35	4.7	12.950	17	4.3	12.650	11	78.500
	RUSTAMOV Aghakazim											2.8	11.800	72							11.800
	SAFAROV Mansum		4.3	12.700	40	3.0	10.950	58	3.6	12.400	37				3.3	12.250	42	3.7	11.800	40	60.100
			8.400			7.950			8.800						8.950			8.100			
12	Greece	GRE	25.600		23.950		25.450		27.100		24.700		23.250		150.050						
	GKINIS Stavros		4.5	12.550	49				4.5	13.300	11	4.0	12.900	51	3.9	12.300	41	3.5	11.700	44	62.750
	GRAIKOS Alkinoos Nikolaos		8.050						8.800			9.000	0.100		8.400			8.200			74.650
	KELESIDIS Georgios		4.6	13.050	25	4.3	11.300	51	3.8	12.150	49	5.2	14.200	6	3.8	12.400	35	3.6	11.550	52	12.650
			8.450			7.000			8.350			9.100	0.100		8.600			7.950			
						3.9	12.650	16													
						8.750															









Team Results

Rank	Name	NOC Code													Total
			D E	Total Rk. Pen.	D E	Total Rk. Pen.	D E	Total Rk. Pen.	D E	Total Rk. Pen.	D E	Total Rk. Pen.	D E	Total Rk. Pen.	
13	Poland	POL	25.300		24.250		24.900		26.600		23.850		24.650		149.550
	GARNCZAREK Kacper		4.8 8.450	13.250 18	3.6 8.800	12.400 23	3.9 8.250	12.150 50	4.4 9.100	13.500 27	4.0 7.500	11.500 65	3.9 8.850	12.750 8	75.550
	WYSOCKI Jan		4.3 7.750	12.050 69	4.0 7.850	11.850 40	4.1 8.650	12.750 29	4.0 9.100	13.100 41	4.2 8.150	12.350 39	3.8 8.100	11.900 36	74.000
14	Sweden	SWE	25.500		24.250		24.650		26.000		24.750		23.750		148.900
	HYLL Vilgot		4.1 8.350	12.350 54					4.0 8.500	12.500 59					24.850
	STENBERG Marcus		4.5 8.650	13.150 19	3.2 8.400	11.600 45	4.2 8.650	12.850 24	4.8 8.800	13.500 29	3.8 8.800	12.600 28	3.7 8.900	12.600 12	76.300
	SUNDELL William				3.9 8.750	12.650 16	3.3 8.500	11.800 56			3.5 8.650	12.150 46	2.5 8.650	11.150 59	47.750
15	Spain	ESP	25.300		21.050		25.700		27.750		24.400		23.450		147.650
	CAMPANA Jorge		4.1 8.500	12.600 44			4.2 9.150	13.350 8	5.2 8.850	14.050 10	3.8 8.700	12.500 33			52.500
	GALAN Ruben		4.6 8.100	12.700 41	4.1 6.650	10.750 63	4.0 8.350	12.350 41			3.6 8.300	11.900 55	3.6 8.000	11.600 48	59.300
	RIBES Jordi Oleg				3.7 6.600	10.300 67			4.8 8.900	13.700 22			3.9 7.950	11.850 39	35.850









Team Results

Rank	Name	NOC Code													Total
			D E	Total Rk. Pen.	D E	Total Rk. Pen.	D E	Total Rk. Pen.	D E	Total Rk. Pen.	D E	Total Rk. Pen.	D E	Total Rk. Pen.	
16	Cyprus	CYP	25.400		23.400		24.550		25.500		25.950		22.750		147.550
	ANGONAS Georgios		4.1 8.750	12.850 34			4.1 8.550	12.650 34	4.8 8.600	13.100 44	4.1 9.100	13.200 10			51.800
	ISAIAS Michalis		4.2 8.350	12.550 48	4.0 7.400	11.400 49			4.0 8.700	12.400 62	3.9 8.850	12.750 24	3.4 8.150	11.550 51	60.650
	ITTALOS Constantinos				3.9 8.100	12.000 37	3.4 8.500	11.900 51					3.1 8.100	11.200 58	35.100
17	Austria	AUT	25.000		23.650		23.950		25.900		23.900		24.200		146.600
	MATIEV Askhab		4.4 8.550	12.950 28	4.0 7.950	11.950 38	4.2 8.500	12.700 31	4.0 9.000	13.000 47	3.4 9.000	12.400 34	3.6 8.500	12.100 29	75.100
	MAYER Elias										3.5 8.000	11.500 64			11.500
	SCHMOELZER Paul		4.2 7.850	12.050 68	3.8 7.900	11.700 44	3.2 8.050	11.250 67	4.0 9.000	12.900 51			3.7 8.400	12.100 30	60.000
18	Portugal	POR	26.600		23.200		25.150		25.800		23.750		21.750		146.250
	ALMEIDA Filipe		4.5 8.550	12.950 27	3.5 8.500	12.000 35	3.4 9.100	12.200 47	4.0 9.250	13.250 34	3.0 8.200	11.200 69	3.5 6.050	9.550 74	71.150
	NOGUEIRA Jose Pedro		4.9 8.750	13.650 9	2.8 8.400	11.200 52	3.9 9.050	12.950 20	4.8 8.050	12.550 58	3.6 8.950	12.550 30	3.5 8.700	12.200 28	75.100









Team Results

Rank	Name	NOC Code													Total
			D E	Total Rk. Pen.	D E	Total Rk. Pen.	D E	Total Rk. Pen.	D E	Total Rk. Pen.	D E	Total Rk. Pen.	D E	Total Rk. Pen.	
19	Norway	NOR	26.250		23.150		23.750		26.250		23.950		22.800		146.150
	AMBLIE Joar				3.9 7.250	11.150 54			4.0 8.850	12.850 53			3.3 7.750	11.050 62	35.050
	GUNDERSEN Didrik		4.4 9.050	13.450 14			3.9 8.000	11.900 53	4.0 9.400	13.400 31	3.6 8.400	12.000 52	3.3 8.450	11.750 43	62.500
	HEGGELUND Iver Oprand		4.1 8.700	12.800 37	3.4 8.600	12.000 34	3.5 8.350	11.850 55			3.1 8.850	11.950 54			48.600
20	Iceland	ISL	24.600		23.700		22.400		26.900		24.100		22.800		144.500
	DAVIDSSON Agust Ingi						3.4 7.100	10.500 74	4.0 9.150	13.150 36	3.3 8.800	12.100 48	2.7 8.500	11.200 57	46.950
	OLAFSSON Dagur		3.9 8.050	11.750 73	3.0 8.850	11.850 39							3.5 8.100	11.600 47	35.200
	THORISSON Jonas Ingi		4.7 8.250	12.850 36	4.0 7.850	11.850 40	3.5 8.400	11.900 52	4.8 8.950	13.750 21	3.5 8.500	12.000 51			62.350
21	Czech Republic	CZE	24.650		23.350		23.850		24.250		24.600		23.650		144.350
	BEHAL Jonas		3.7 8.450	12.150 62			3.8 8.100	11.600 60	3.2 8.950	12.050 66	3.0 9.200	12.200 44			48.000
	NEMECEK Dan				3.0 8.100	11.100 55							2.7 8.650	11.350 53	22.450
	SACHA Vojtech		4.3 8.200	12.500 50	3.6 8.650	12.250 27	3.9 8.350	12.250 46	3.2 9.000	12.200 64	4.2 8.200	12.400 37	3.6 8.700	12.300 22	73.900









Team Results

Rank	Name	NOC Code													Total
			D E	Total Rk. Pen.	D E	Total Rk. Pen.	D E	Total Rk. Pen.	D E	Total Rk. Pen.	D E	Total Rk. Pen.	D E	Total Rk. Pen.	
22	Belarus	BLR	24.900		19.400		25.000		26.300		24.450		23.400		143.450
	PARKHIMCHYK Kiryl				3.5 6.100	9.600 77	4.3 8.400	12.700 33	4.0 9.150	13.150 36	3.7 8.400	12.100 49	3.8 8.000	11.800 41	59.350
	SELIAZNIYOU Aliaksei		4.6 7.550	12.150 65	3.7 6.100	9.800 75	3.6 8.700	12.300 44	4.0 9.150	13.150 36	4.0 8.350	12.350 38			59.750
	YAKUBAU Pavel		4.0 8.750	12.750 39									3.8 7.800	11.600 49	24.350
23	Hungary	HUN	25.600		21.000		24.250		25.650		25.200		21.500		143.200
	BALAZS Krisztian		4.9 8.800	13.700 6	3.9 6.750	10.650 64	4.3 9.050	13.350 9	4.4 9.000	13.100 43	5.0 8.400	13.400 8	4.6 8.750	13.350 2	77.550
	KOVACS Marton		3.8 8.100	11.900 71	3.3 7.050	10.350 66	3.4 7.500	10.900 69	3.2 9.350	12.550 57	3.3 8.500	11.800 60	3.8 4.650	8.150 0.300	65.650
24	Finland	FIN	26.400		21.000		23.400		25.950		23.050		23.350		143.150
	KARSIKAS Akseli		4.7 8.650	13.350 16	3.7 7.150	10.850 60			4.8 7.800	12.300 63			3.9 7.900	11.800 42	48.300
	SINIVUORI Niila		4.2 8.850	13.050 24			3.7 8.250	11.650 59	4.8 8.850	13.650 25	3.8 7.250	11.050 73			49.400
	VARJOLAAKSO Antti				2.9 7.250	10.150 70	3.7 8.350	11.750 57			3.6 8.400	12.000 52	3.3 8.250	11.550 50	45.450















Team Results

Rank	Name	NOC Code													Total
			D E	Total Rk. Pen.	D E	Total Rk. Pen.	D E	Total Rk. Pen.	D E	Total Rk. Pen.	D E	Total Rk. Pen.	D E	Total Rk. Pen.	
25	Lithuania	LTU	24.500		23.550		22.200		24.350		22.500		20.450		137.550
	CHASAZYROVAS Gytis		4.2 8.150	12.350 55	4.3 7.800	12.100 30	3.8 6.950	10.750 72	4.0 9.050	13.050 45	3.8 7.350	11.150 71	3.9 7.200	11.100 60	70.500
	KUZMICKAS Titas		3.8 8.350	12.150 63	3.6 7.850	11.450 48	3.4 8.050	11.450 64	2.4 8.900	11.300 75	3.4 7.950	11.350 68	2.7 6.650	9.350 76	67.050
	POLISMAKAS Danielius														0.000
26	Slovenia	SLO	24.750		19.900		21.950		24.150		23.300		23.150		137.200
	JAMBRISKO Tim		3.8 8.500	12.300 57	2.9 6.750	9.650 76	3.6 8.000	11.600 61	3.2 9.050	12.150 65	3.0 8.650	11.650 63	3.5 8.400	11.900 35	69.250
	TURK Gregor		3.5 8.950	12.450 51	3.0 7.250	10.250 68	2.7 7.950	10.350 75	3.2 8.900	12.000 67	2.5 9.150	11.650 62	2.8 8.450	11.250 55	67.950
27	Croatia	CRO	24.800		22.050		22.450		22.700		14.250		7.250		113.500
	MATIC Borna		4.5 8.400	12.900 33			4.2 8.350	12.550 36	4.0 8.000	12.000 69					37.450
	RABIC Liam		3.3 8.700	11.900 70	3.3 6.600	9.900 73	2.3 7.900	9.900 76	1.6 9.100	10.700 79	2.3 8.050	10.350 77	1.9 9.350	7.250 78	60.000
	ZUGEC Mateo				4.2 7.950	12.150 28					1.5 8.400	3.900 78	6.000		16.050



Team Results

Rank	Name	NOC Code							Total
			D Total Rk. E Pen.	D Total Rk. E Pen.	D Total Rk. E Pen.	D Total Rk. E Pen.	D Total Rk. E Pen.	D Total Rk. E Pen.	

LEGEND	 Horizontal bar	 Parallel bars	 Vault	 Rings	 Pommel horse	 Floor exercises
E Execution		D Difficulty	Rk. Ranking	Pen Penalty		